

BMG Social Enterprise Network – Yammer

Yammer is the British Mountain Guides private network allowing members of the association to communicate, collaborate and share documents easily.

With some of the same functionality as a forum, the ideal is to have a less formal area for discussion and the sharing of information. Many will be familiar with Facebook groups and Yammer has a similar interface.

It is much more sophisticated, by invitation only (i.e secure) and will allow you to:

- Create groups to share information, post status updates, documents or images.
- Follow groups to be kept “in the loop” on certain issues, and receive email updates if you wish.
- Receive email updates only on ‘All Company’ i.e. BMG or groups you follow, allowing you to avoid correspondence you may not be interested in.
- Other members of the network can be added to groups if you wish to share documents or have a dialogue as a ‘working party’.
- The BMG Areas are already on the network allowing you to communicate with those following. You don’t need to wait until the next meeting to share issues/information you can also do so online.
- Send private messages
- Yammer also works on a variety of browsers and on iPhone/iPad/Android and Windows Phones. You can download the applications from your device direct from your App Store.

Signing up

To sign up to the network you need to respond to an invitation request. If you have not received one already please request one directly from me at james@jamesthacker.co.uk

1. Your invitation email should be addressed in the format forename.surname@britishmountainguides.co.uk please don’t change this or use it for other correspondence. This is a web forwarding address and will direct messages to your normal email.
2. Click on ‘Accept Invitation’ and follow the instructions to sign up (fig.1). This should automatically take you to a page where you can enter your details. (fig.2). Please make a note of your password.
3. When prompted “Who do you work with?” click ‘Next’. The next two stages allow you to Join Groups and add a photograph.
4. You should now be in...! To Log Out click the (...) in the top right and select ‘Log Out’ from the drop down menu.

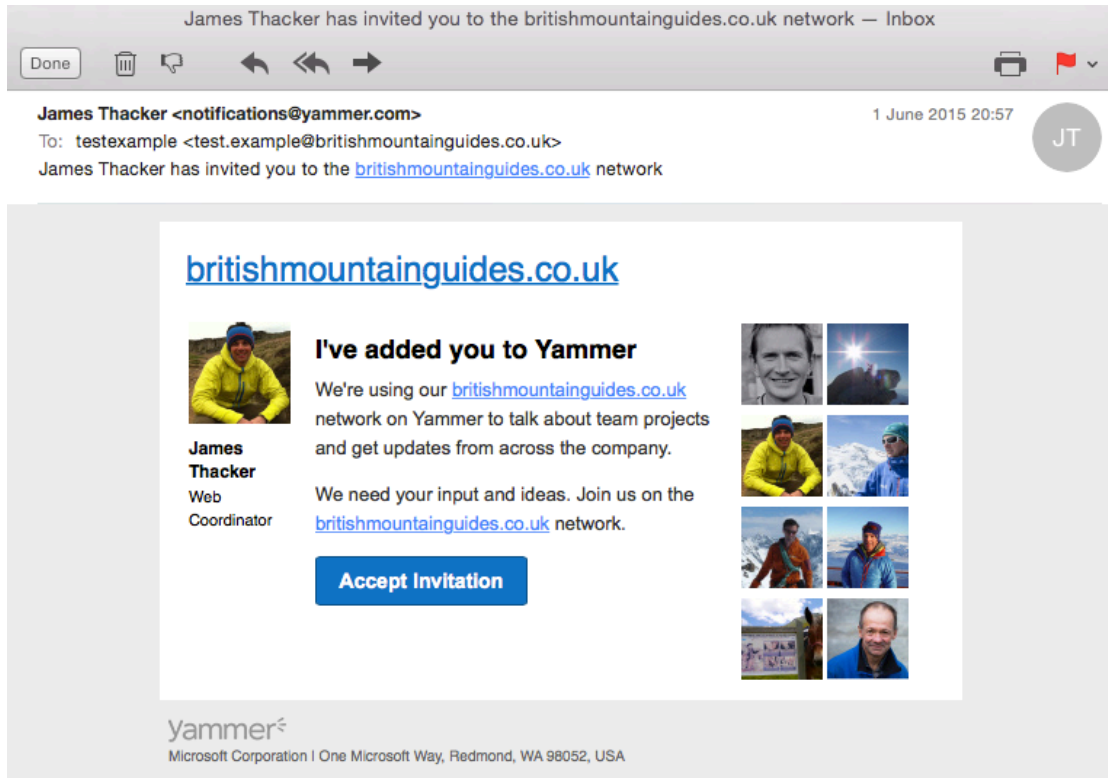


Fig 1: Invitation email

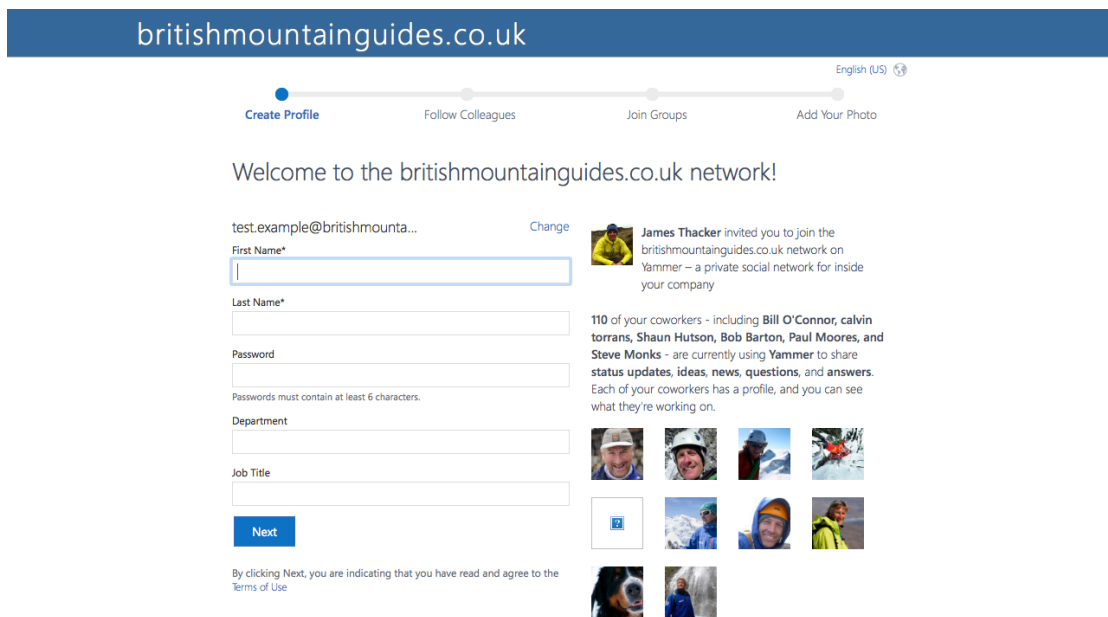


Fig 2: Sign up screen

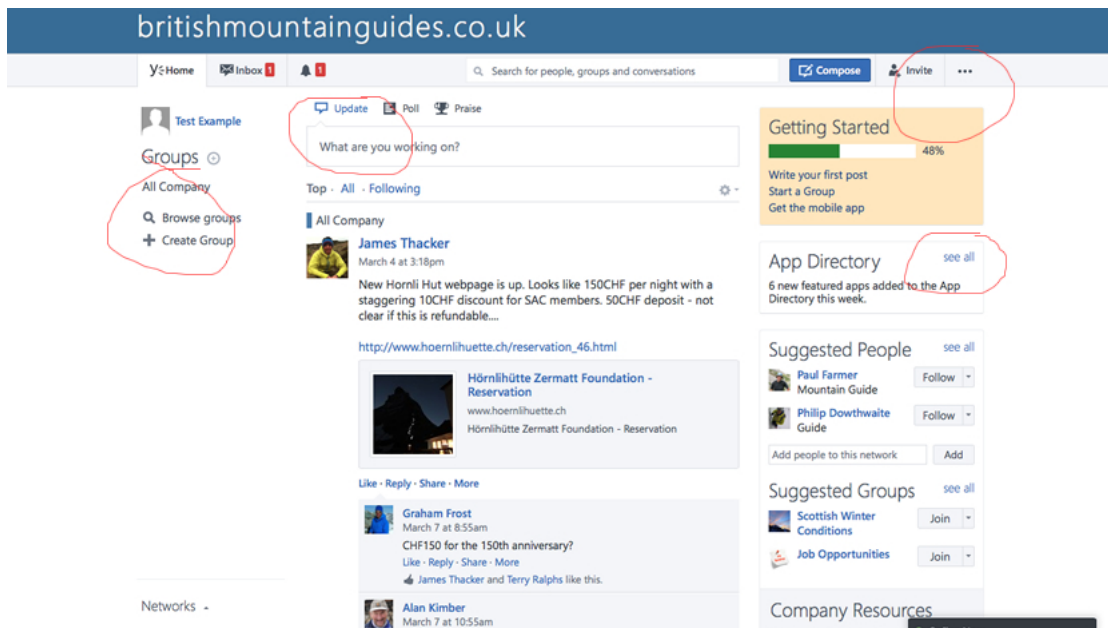


Fig 3: Main screen – Left to Right: Create and browse groups, add posts under updates, ... for settings, see all will take you to the app directory for ipad/iphone etc

Logging On

1. Go to <http://www.yammer.com>
2. When logging on please remember to use your Username/Email of forename.surname@britishmountainguides.co.uk (e.g. Fig 4).
3. Tick remember me to store the details...

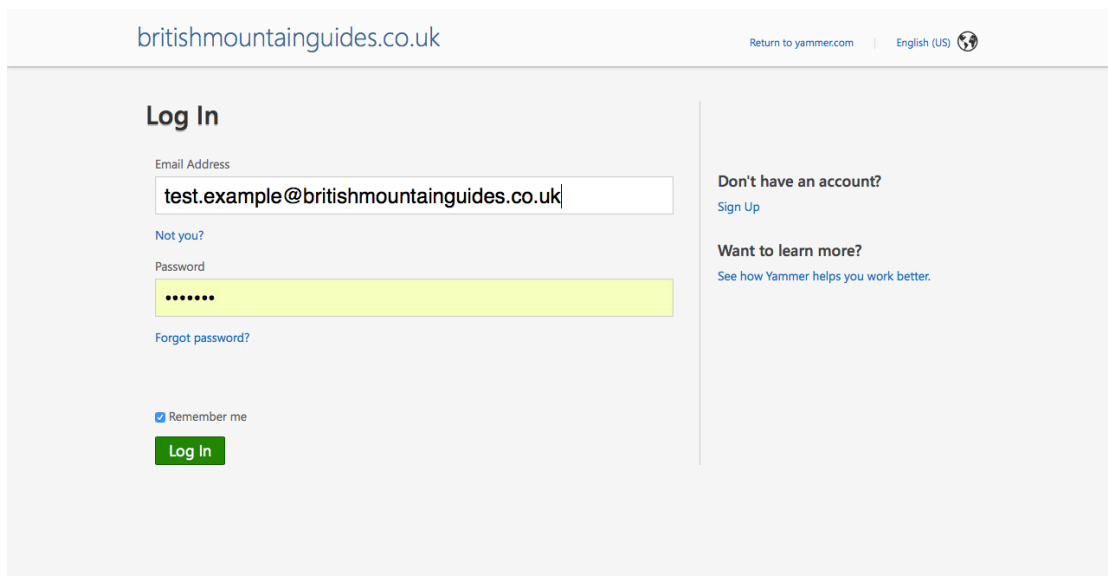


Fig 4: Login screen from <http://www.yammer.com>

Apps for Mobile Devices

As mentioned there are apps for ipad, iphone, Android and Window Phones etc. These are available by clicking on 'App Directory' or via the following links:

iPhone and iPad <https://itunes.apple.com/gb/app/yammer/id289559439?mt=8>

Android

https://play.google.com/store/apps/details?id=com.yammer.v1&hl=en_GB

Other Useful Features

Recent Activity – will give you an indication of what your colleagues are looking at.

Online Now – allows you to send people an instant message which will pop up immediately.

Clicking on another users name will allow you to view their contact details (if recorded) and Skype address etc. You can click straight through to call them directly or download a vCard etc.

Please feel free to contact me directly if you need any assistance via

james@jamesthacker.co.uk or T:

+447887992745